

## CUSTOMER APPROVAL SHEET

CUSTOMER : TEST

CUSTOMER'S DWG NO : TEST

CUSTOMER'S ITEM : TEST

OUR DWG No : TEST

OUR ITEM : SL Series

QUANTITY : 10 PCS

DATE : 2019/04/22

### SPECIFICATION

	“ ✓ ”	CUSTOMER'S SIGNATURE	NOTE
FULL APPROVAL			
CONDITIONAL APPROVED			
REJECTED			

DRAWN BY	CHECKED BY	APPROVED BY

#### Head office

聯磁企業股份有限公司

EROCORE Enterprise Co Ltd

(235) 16F., No.700, Jhongjheng Rd., Jhonghe City, Taipei Country, Taiwan(R.O.C.)

Tel: 886-2-82278908

Fax: 886-2-82278907

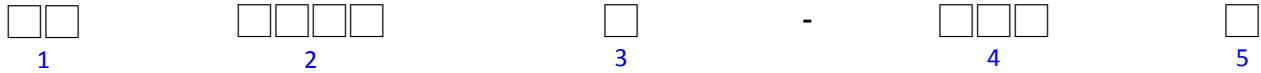
Web site: [www.core.com.tw](http://www.core.com.tw)

## Choke Coils SL Series

### .Features

1. Low Cost
2. Wide range of inductance
3. High reliability

### .Product Identification

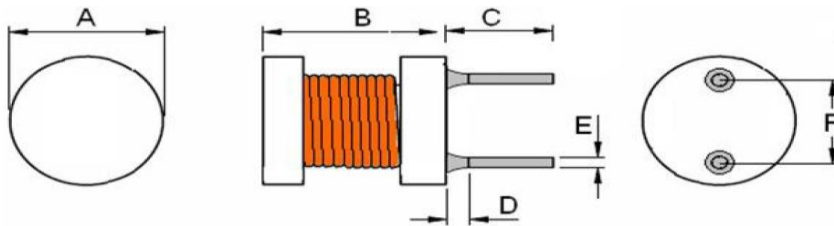


Series name	Dimensions		Internal Code	
SL	0406	4mm*6mm	W	Normal
	0608	6mm*8mm	UW	Tube
	0810	8mm*10mm	TW	Tape
	0912	9mm*12mm		
	1010	10mm*10mm		
	1012	10mm*12mm		
	1014	10mm*14mm		

Inductance		Tolerance	
R47	0.47	J	5%
1R0	1	K	10%
R82	0.82	M	20%

### .Shape and Dimension

Type 1



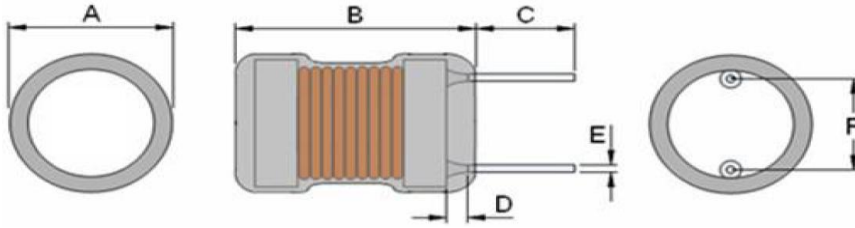
Dimensions in mm

TYPE	A (Max)	B (Max)	C ± 1.0	D (Max)	E (Ref)	F ± 1.0
SL0406W	5.0	8.0	5	2.0	0.6	2.0
SL0608W	7.0	10.0	5	2.5	0.6	3.0
SL0810W	9.0	12.0	5	2.5	0.6	5.0
SL0912W	10.0	14.0	5	2.5	0.6	5.0
SL1010W	11.0	12.0	5	2.5	0.6	5.0
SL1012W	11.0	14.0	5	2.5	0.6	5.0
SL1014W	11.0	16.0	5	2.5	0.8	7.5

## Choke Coils SL Series

### Shape and Dimension

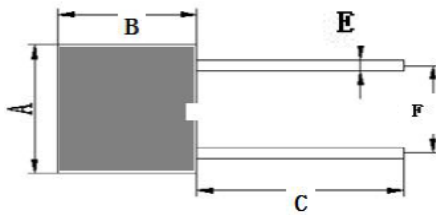
Type 2



Dimensions in mm

TYPE	A (Max)	B (Max)	C $\pm$ 1.0	D (Max)	E (Ref)	F $\pm$ 1.0
SL0406UW	5.5	8.5	5	2.0	0.6	2.0
SL0608UW	7.5	10.5	5	2.5	0.6	3.0
SL0810UW	9.5	12.5	5	2.5	0.6	5.0
SL0912UW	10.5	14.5	5	2.5	0.6	5.0
SL1010UW	10.5	12.5	5	2.5	0.6	5.0
SL1012UW	11.5	14.5	5	2.5	0.6	5.0
SL1014UW	11.5	16.5	5	2.5	0.8	7.5

Type 3



TYPE	A (Max)	B (Max)	C $\pm$ 1.0	D	E (Ref)	F $\pm$ 1.0
SL0709TW	8	10	5	-	0.6	5.0
SL0808TW	9	9	5	-	0.6	5.0
SL1112TW	12	13	5	-	0.6	5.0
SL1315TW	14	16	5	-	0.6	5.0

## Choke Coils SL Series

### Electrical Characteristics ( SL0406(U)W TYPE )

Part No.	Inductors ( $\mu$ H)	Tolerance (%)	DC Resistance ( $\Omega$ ) Max.	IDC (A) (Max) 10% Drop $\Delta T=40^{\circ}\text{C}$	Test Frequency
SL0406(U)W-1R0M	1.0	20%	0.030	3.00	100 KHZ/ 0.3V
SL0406(U)W-1R5M	1.5	20%	0.035	2.80	100 KHZ/ 0.3V
SL0406(U)W-1R8M	1.8	20%	0.040	2.80	100 KHZ/ 0.3V
SL0406(U)W-2R2M	2.2	20%	0.045	2.50	100 KHZ/ 0.3V
SL0406(U)W-2R7M	2.7	20%	0.050	2.50	100 KHZ/ 0.3V
SL0406(U)W-3R3M	3.3	20%	0.055	2.20	100 KHZ/ 0.3V
SL0406(U)W-3R9M	3.9	20%	0.055	2.20	100 KHZ/ 0.3V
SL0406(U)W-4R7M	4.7	20%	0.065	2.00	100 KHZ/ 0.3V
SL0406(U)W-5R6M	5.6	20%	0.070	1.80	100 KHZ/ 0.3V
SL0406(U)W-6R8M	6.8	20%	0.080	1.70	100 KHZ/ 0.3V
SL0406(U)W-8R2M	8.2	20%	0.090	1.50	100 KHZ/ 0.3V
SL0406(U)W-100K	10	10%	0.110	1.40	1 KHZ/ 0.3V
SL0406(U)W-120K	12	10%	0.140	1.20	1 KHZ/ 0.3V
SL0406(U)W-150K	15	10%	0.160	1.00	1 KHZ/ 0.3V
SL0406(U)W-180K	18	10%	0.180	1.00	1 KHZ/ 0.3V
SL0406(U)W-220K	22	10%	0.250	0.90	1 KHZ/ 0.3V
SL0406(U)W-270K	27	10%	0.370	0.80	1 KHZ/ 0.3V
SL0406(U)W-330K	33	10%	0.420	0.70	1 KHZ/ 0.3V
SL0406(U)W-390K	39	10%	0.450	0.70	1 KHZ/ 0.3V
SL0406(U)W-470K	47	10%	0.500	0.60	1 KHZ/ 0.3V
SL0406(U)W-560K	56	10%	0.560	0.60	1 KHZ/ 0.3V
SL0406(U)W-680K	68	10%	0.630	0.50	1 KHZ/ 0.3V
SL0406(U)W-820K	82	10%	0.770	0.50	1 KHZ/ 0.3V
SL0406(U)W-101K	100	10%	0.850	0.40	1 KHZ/ 0.3V
SL0406(U)W-121K	120	10%	1.300	0.40	1 KHZ/ 0.3V
SL0406(U)W-151K	150	10%	1.400	0.40	1 KHZ/ 0.3V
SL0406(U)W-181K	180	10%	2.200	0.30	1 KHZ/ 0.3V
SL0406(U)W-221K	220	10%	2.500	0.30	1 KHZ/ 0.3V
SL0406(U)W-271K	270	10%	2.700	0.28	1 KHZ/ 0.3V
SL0406(U)W-331K	330	10%	3.000	0.25	1 KHZ/ 0.3V
SL0406(U)W-391K	390	10%	3.400	0.22	1 KHZ/ 0.3V
SL0406(U)W-561K	560	10%	5.000	0.20	1 KHZ/ 0.3V
SL0406(U)W-681K	680	10%	7.000	0.16	1 KHZ/ 0.3V
SL0406(U)W-821K	820	10%	7.700	0.15	1 KHZ/ 0.3V
SL0406(U)W-102K	1000	10%	8.700	0.14	1 KHZ/ 0.3V

## Choke Coils SL Series

### Electrical Characteristics ( SL0608(U)W TYPE )

Part No.	Inductors ( $\mu$ H)	Tolerance (%)	DC Resistance ( $\Omega$ ) Max.	IDC (A) (Max) 10% Drop $\Delta T=40^{\circ}C$	Test Frequency
SL0608(U)W-1R0M	1.0	20%	0.015	3.00	100 KHZ/ 0.3V
SL0608(U)W-1R5M	1.5	20%	0.015	2.80	100 KHZ/ 0.3V
SL0608(U)W-1R8M	1.8	20%	0.015	2.80	100 KHZ/ 0.3V
SL0608(U)W-2R2M	2.2	20%	0.015	2.50	100 KHZ/ 0.3V
SL0608(U)W-2R7M	2.7	20%	0.020	2.50	100 KHZ/ 0.3V
SL0608(U)W-3R3M	3.3	20%	0.020	2.20	100 KHZ/ 0.3V
SL0608(U)W-3R9M	3.9	20%	0.025	2.20	100 KHZ/ 0.3V
SL0608(U)W-4R7M	4.7	20%	0.025	2.00	100 KHZ/ 0.3V
SL0608(U)W-5R6M	5.6	20%	0.030	1.80	100 KHZ/ 0.3V
SL0608(U)W-6R8M	6.8	20%	0.030	1.70	100 KHZ/ 0.3V
SL0608(U)W-8R2M	8.2	20%	0.030	1.50	100 KHZ/ 0.3V
SL0608(U)W-100K	10	10%	0.035	1.40	1 KHZ/ 0.3V
SL0608(U)W-120K	12	10%	0.045	1.20	1 KHZ/ 0.3V
SL0608(U)W-150K	15	10%	0.050	1.00	1 KHZ/ 0.3V
SL0608(U)W-180K	18	10%	0.055	1.00	1 KHZ/ 0.3V
SL0608(U)W-220K	22	10%	0.090	0.90	1 KHZ/ 0.3V
SL0608(U)W-270K	27	10%	0.095	0.80	1 KHZ/ 0.3V
SL0608(U)W-330K	33	10%	0.110	0.70	1 KHZ/ 0.3V
SL0608(U)W-390K	39	10%	0.125	0.70	1 KHZ/ 0.3V
SL0608(U)W-470K	47	10%	0.140	0.60	1 KHZ/ 0.3V
SL0608(U)W-560K	56	10%	0.160	0.60	1 KHZ/ 0.3V
SL0608(U)W-680K	68	10%	0.180	0.50	1 KHZ/ 0.3V
SL0608(U)W-820K	82	10%	0.200	0.50	1 KHZ/ 0.3V
SL0608(U)W-101K	100	10%	0.270	0.40	1 KHZ/ 0.3V
SL0608(U)W-121K	120	10%	0.310	0.40	1 KHZ/ 0.3V
SL0608(U)W-151K	150	10%	0.370	0.40	1 KHZ/ 0.3V
SL0608(U)W-181K	180	10%	0.470	0.30	1 KHZ/ 0.3V
SL0608(U)W-221K	220	10%	0.540	0.30	1 KHZ/ 0.3V
SL0608(U)W-271K	270	10%	0.730	0.28	1 KHZ/ 0.3V
SL0608(U)W-331K	330	10%	0.830	0.25	1 KHZ/ 0.3V
SL0608(U)W-391K	390	10%	0.950	0.22	1 KHZ/ 0.3V
SL0608(U)W-471K	470	10%	1.220	0.20	1 KHZ/ 0.3V
SL0608(U)W-561K	560	10%	1.630	0.18	1 KHZ/ 0.3V
SL0608(U)W-681K	680	10%	1.800	0.16	1 KHZ/ 0.3V
SL0608(U)W-821K	820	10%	2.100	0.15	1 KHZ/ 0.3V
SL0608(U)W-102K	1000	10%	2.900	0.14	1 KHZ/ 0.3V

## Choke Coils SL Series

### Electrical Characteristics ( SL0810(U)W TYPE )

Part No.	Inductors ( $\mu$ H)	Tolerance (%)	DC Resistance ( $\Omega$ ) Max.	IDC (A) (Max) 10% Drop $\Delta T=40^{\circ}C$	Test Frequency
SL0810(U)W-1R0M	1.0	20%	0.015	4.50	100 KHZ/ 0.3V
SL0810(U)W-1R5M	1.5	20%	0.02	4.50	100 KHZ/ 0.3V
SL0810(U)W-1R8M	1.8	20%	0.02	4.20	100 KHZ/ 0.3V
SL0810(U)W-2R2M	2.2	20%	0.02	4.20	100 KHZ/ 0.3V
SL0810(U)W-2R7M	2.7	20%	0.02	4.00	100 KHZ/ 0.3V
SL0810(U)W-3R3M	3.3	20%	0.02	4.00	100 KHZ/ 0.3V
SL0810(U)W-3R9M	3.9	20%	0.025	4.00	100 KHZ/ 0.3V
SL0810(U)W-4R7M	4.7	20%	0.025	4.00	100 KHZ/ 0.3V
SL0810(U)W-5R6M	5.6	20%	0.025	3.80	100 KHZ/ 0.3V
SL0810(U)W-6R8M	6.8	20%	0.035	3.80	100 KHZ/ 0.3V
SL0810(U)W-8R2M	8.2	20%	0.04	3.20	100 KHZ/ 0.3V
SL0810(U)W-100K	10	10%	0.04	2.80	1 KHZ/ 0.3V
SL0810(U)W-120K	12	10%	0.045	2.50	1 KHZ/ 0.3V
SL0810(U)W-150K	15	10%	0.06	2.40	1 KHZ/ 0.3V
SL0810(U)W-180K	18	10%	0.07	2.30	1 KHZ/ 0.3V
SL0810(U)W-220K	22	10%	0.085	2.20	1 KHZ/ 0.3V
SL0810(U)W-270K	27	10%	0.09	2.10	1 KHZ/ 0.3V
SL0810(U)W-330K	33	10%	0.1	2.00	1 KHZ/ 0.3V
SL0810(U)W-390K	39	10%	0.11	1.80	1 KHZ/ 0.3V
SL0810(U)W-470K	47	10%	0.15	1.60	1 KHZ/ 0.3V
SL0810(U)W-560K	56	10%	0.19	1.50	1 KHZ/ 0.3V
SL0810(U)W-680K	68	10%	0.21	1.30	1 KHZ/ 0.3V
SL0810(U)W-820K	82	10%	0.24	1.00	1 KHZ/ 0.3V
SL0810(U)W-101K	100	10%	0.26	0.90	1 KHZ/ 0.3V
SL0810(U)W-121K	120	10%	0.31	0.80	1 KHZ/ 0.3V
SL0810(U)W-151K	150	10%	0.38	0.80	1 KHZ/ 0.3V
SL0810(U)W-181K	180	10%	0.43	0.75	1 KHZ/ 0.3V
SL0810(U)W-221K	220	10%	0.49	0.70	1 KHZ/ 0.3V
SL0810(U)W-271K	270	10%	0.66	0.65	1 KHZ/ 0.3V
SL0810(U)W-331K	330	10%	0.79	0.63	1 KHZ/ 0.3V
SL0810(U)W-391K	390	10%	0.91	0.60	1 KHZ/ 0.3V
SL0810(U)W-471K	470	10%	1.13	0.58	1 KHZ/ 0.3V
SL0810(U)W-561K	560	10%	1.30	0.52	1 KHZ/ 0.3V
SL0810(U)W-681K	680	10%	1.53	0.50	1 KHZ/ 0.3V
SL0810(U)W-821K	820	10%	1.80	0.30	1 KHZ/ 0.3V
SL0810(U)W-102K	1000	10%	2.00	0.27	1 KHZ/ 0.3V

## Choke Coils SL Series

### Electrical Characteristics ( SL0912(U)W TYPE )

Part No.	Inductors ( $\mu$ H)	Tolerance (%)	DC Resistance ( $\Omega$ ) Max.	IDC (A) (Max) 10% Drop $\Delta T=40^{\circ}\text{C}$	Test Frequency
SL0912(U)W-1R0M	1.0	20%	0.015	5.0	100 KHZ/ 0.3V
SL0912(U)W-1R5M	1.5	20%	0.015	5.0	100 KHZ/ 0.3V
SL0912(U)W-1R8M	1.8	20%	0.015	5.0	100 KHZ/ 0.3V
SL0912(U)W-2R2M	2.2	20%	0.015	5.0	100 KHZ/ 0.3V
SL0912(U)W-2R7M	2.7	20%	0.02	4.8	100 KHZ/ 0.3V
SL0912(U)W-3R3M	3.3	20%	0.02	4.8	100 KHZ/ 0.3V
SL0912(U)W-3R9M	3.9	20%	0.02	4.5	100 KHZ/ 0.3V
SL0912(U)W-4R7M	4.7	20%	0.025	4.0	100 KHZ/ 0.3V
SL0912(U)W-5R6M	5.6	20%	0.025	3.9	100 KHZ/ 0.3V
SL0912(U)W-6R8M	6.8	20%	0.025	3.5	100 KHZ/ 0.3V
SL0912(U)W-8R2M	8.2	20%	0.03	3.4	100 KHZ/ 0.3V
SL0912(U)W-100K	10	10%	0.03	3.2	1 KHZ/ 0.3V
SL0912(U)W-120K	12	10%	0.04	3.0	1 KHZ/ 0.3V
SL0912(U)W-150K	15	10%	0.045	2.8	1 KHZ/ 0.3V
SL0912(U)W-180K	18	10%	0.05	2.7	1 KHZ/ 0.3V
SL0912(U)W-220K	22	10%	0.055	2.5	1 KHZ/ 0.3V
SL0912(U)W-270K	27	10%	0.055	2.0	1 KHZ/ 0.3V
SL0912(U)W-330K	33	10%	0.06	1.8	1 KHZ/ 0.3V
SL0912(U)W-390K	39	10%	0.07	1.7	1 KHZ/ 0.3V
SL0912(U)W-470K	47	10%	0.08	1.5	1 KHZ/ 0.3V
SL0912(U)W-560K	56	10%	0.09	1.4	1 KHZ/ 0.3V
SL0912(U)W-680K	68	10%	0.11	1.2	1 KHZ/ 0.3V
SL0912(U)W-820K	82	10%	0.16	1.1	1 KHZ/ 0.3V
SL0912(U)W-101K	100	10%	0.17	1.0	1 KHZ/ 0.3V
SL0912(U)W-121K	120	10%	0.20	0.90	1 KHZ/ 0.3V
SL0912(U)W-151K	150	10%	0.22	0.80	1 KHZ/ 0.3V
SL0912(U)W-181K	180	10%	0.26	0.70	1 KHZ/ 0.3V
SL0912(U)W-221K	220	10%	0.39	0.65	1 KHZ/ 0.3V
SL0912(U)W-271K	270	10%	0.45	0.60	1 KHZ/ 0.3V
SL0912(U)W-331K	330	10%	0.49	0.50	1 KHZ/ 0.3V
SL0912(U)W-391K	390	10%	0.62	0.45	1 KHZ/ 0.3V
SL0912(U)W-471K	470	10%	0.64	0.43	1 KHZ/ 0.3V
SL0912(U)W-561K	560	10%	0.79	0.38	1 KHZ/ 0.3V
SL0912(U)W-681K	680	10%	1.34	0.35	1 KHZ/ 0.3V
SL0912(U)W-821K	820	10%	1.82	0.30	1 KHZ/ 0.3V
SL0912(U)W-102K	1000	10%	2.00	0.28	1 KHZ/ 0.3V

## Choke Coils SL Series

### Electrical Characteristics ( SL1012(U)W TYPE )

Part No.	Inductors ( $\mu$ H)	Tolerance (%)	DC Resistance ( $\Omega$ ) Max.	IDC (A) (Max) 10% Drop $\Delta T=40^{\circ}\text{C}$	Test Frequency
SL1012(U)W-1R0M	1.0	20%	0.01	5.0	100 KHZ/ 0.3V
SL1012(U)W-1R5M	1.5	20%	0.01	5.0	100 KHZ/ 0.3V
SL1012(U)W-1R8M	1.8	20%	0.015	5.0	100 KHZ/ 0.3V
SL1012(U)W-2R2M	2.2	20%	0.015	5.0	100 KHZ/ 0.3V
SL1012(U)W-2R7M	2.7	20%	0.015	4.8	100 KHZ/ 0.3V
SL1012(U)W-3R3M	3.3	20%	0.02	4.8	100 KHZ/ 0.3V
SL1012(U)W-3R9M	3.9	20%	0.02	4.5	100 KHZ/ 0.3V
SL1012(U)W-4R7M	4.7	20%	0.025	4.0	100 KHZ/ 0.3V
SL1012(U)W-5R6M	5.6	20%	0.025	3.9	100 KHZ/ 0.3V
SL1012(U)W-6R8M	6.8	20%	0.025	3.5	100 KHZ/ 0.3V
SL1012(U)W-8R2M	8.2	20%	0.03	3.4	100 KHZ/ 0.3V
SL1012(U)W-100K	10	10%	0.03	3.2	1 KHZ/ 0.3V
SL1012(U)W-120K	12	10%	0.035	3.0	1 KHZ/ 0.3V
SL1012(U)W-150K	15	10%	0.04	2.8	1 KHZ/ 0.3V
SL1012(U)W-180K	18	10%	0.04	2.7	1 KHZ/ 0.3V
SL1012(U)W-220K	22	10%	0.045	2.5	1 KHZ/ 0.3V
SL1012(U)W-270K	27	10%	0.045	2.0	1 KHZ/ 0.3V
SL1012(U)W-330K	33	10%	0.055	1.8	1 KHZ/ 0.3V
SL1012(U)W-390K	39	10%	0.06	1.7	1 KHZ/ 0.3V
SL1012(U)W-470K	47	10%	0.08	1.5	1 KHZ/ 0.3V
SL1012(U)W-560K	56	10%	0.085	1.4	1 KHZ/ 0.3V
SL1012(U)W-680K	68	10%	0.95	1.2	1 KHZ/ 0.3V
SL1012(U)W-820K	82	10%	0.11	1.1	1 KHZ/ 0.3V
SL1012(U)W-101K	100	10%	0.14	1.0	1 KHZ/ 0.3V
SL1012(U)W-121K	120	10%	0.16	0.90	1 KHZ/ 0.3V
SL1012(U)W-151K	150	10%	0.18	0.80	1 KHZ/ 0.3V
SL1012(U)W-181K	180	10%	0.26	0.70	1 KHZ/ 0.3V
SL1012(U)W-221K	220	10%	0.39	0.65	1 KHZ/ 0.3V
SL1012(U)W-271K	270	10%	0.45	0.60	1 KHZ/ 0.3V
SL1012(U)W-331K	330	10%	0.49	0.50	1 KHZ/ 0.3V
SL1012(U)W-391K	390	10%	0.62	0.45	1 KHZ/ 0.3V
SL1012(U)W-471K	470	10%	0.64	0.43	1 KHZ/ 0.3V
SL1012(U)W-561K	560	10%	0.79	0.38	1 KHZ/ 0.3V
SL1012(U)W-681K	680	10%	1.34	0.35	1 KHZ/ 0.3V
SL1012(U)W-821K	820	10%	1.82	0.30	1 KHZ/ 0.3V
SL1012(U)W-102K	1000	10%	2.00	0.28	1 KHZ/ 0.3V



## Choke Coils SL Series

### Electrical Characteristics ( SL0709TW TYPE )

Part No.	Inductors (μH)	Tolerance (%)	DC Resistance (Ω) Max.	IDC (A) (Max) 10% Drop ΔT=40°C	Test Frequency
SL0709TW-1R0M	1.00	20%	0.006	6.6	1 KHZ/ 7.96M
SL0709TW-1R5M	1.5	20%	0.008	5.4	1 KHZ/ 7.96M
SL0709TW-2R2M	2.2	20%	0.011	4.0	1 KHZ/ 7.96M
SL0709TW-3R3M	3.3	20%	0.018	3.6	1 KHZ/ 7.96M
SL0709TW-4R7M	4.7	20%	0.022	3.1	1 KHZ/ 7.96M
SL0709TW-6R8M	6.8	20%	0.028	2.5	1 KHZ/ 7.96M
SL0709TW-100K	10	10%	0.043	2.1	1 KHZ/ 2.52M
SL0709TW-150K	15	10%	0.056	1.7	1 KHZ/ 2.52M
SL0709TW-220K	22	10%	0.086	1.4	1 KHZ/ 2.52M
SL0709TW-330K	33	10%	0.14	1.1	1 KHZ/ 2.52M
SL0709TW-470K	47	10%	0.17	0.96	1 KHZ/ 2.52M
SL0709TW-680K	68	10%	0.28	0.79	1 KHZ/ 2.52M
SL0709TW-101K	100	10%	0.33	0.66	1 KHZ/ 796K
SL0709TW-151K	150	10%	0.56	0.53	1 KHZ/ 796K
SL0709TW-221K	220	10%	0.72	0.44	1 KHZ/ 796K
SL0709TW-331K	330	10%	1.1	0.36	1 KHZ/ 796K
SL0709TW-471K	470	10%	1.7	0.30	1 KHZ/ 796K
SL0709TW-681K	680	10%	2.3	0.25	1 KHZ/ 796K
SL0709TW-102K	1000	10%	4.3	0.20	1 KHZ/ 252K
SL0709TW-152K	1500	10%	5.0	0.17	1 KHZ/ 252K

### Electrical Characteristics ( SL0808TW TYPE )

Part No.	Inductors (μH)	Tolerance (%)	DC Resistance (Ω) Max.	IDC (A) (Max) 10% Drop ΔT=40°C	Test Frequency
SL0808TW-2R2M	2.2	20%	0.015	5.6	1 KHZ/ 7.96M
SL0808TW-3R3M	3.3	20%	0.017	4.5	1 KHZ/ 7.96M
SL0808TW-4R7M	4.7	20%	0.021	3.8	1 KHZ/ 7.96M
SL0808TW-6R8M	6.8	20%	0.025	3.2	1 KHZ/ 7.96M
SL0808TW-100K	10	10%	0.031	2.6	1 KHZ/ 2.52M
SL0808TW-150K	15	10%	0.042	2.1	1 KHZ/ 2.52M
SL0808TW-220K	22	10%	0.07	1.7	1 KHZ/ 2.52M
SL0808TW-330K	33	10%	0.092	1.4	1 KHZ/ 2.52M
SL0808TW-470K	47	10%	0.13	1.2	1 KHZ/ 2.52M
SL0808TW-680K	68	10%	0.16	1.0	1 KHZ/ 2.52M
SL0808TW-101K	100	10%	0.25	0.8	1 KHZ/ 796K
SL0808TW-151K	150	10%	0.40	0.67	1 KHZ/ 796K
SL0808TW-221K	220	10%	0.53	0.54	1 KHZ/ 796K
SL0808TW-331K	330	10%	0.78	0.45	1 KHZ/ 796K
SL0808TW-471K	470	10%	1.0	0.38	1 KHZ/ 796K
SL0808TW-681K	680	10%	1.5	0.32	1 KHZ/ 796K
SL0808TW-102K	1000	10%	2.2	0.26	1 KHZ/ 252K
SL0808TW-152K	1500	10%	3.5	0.21	1 KHZ/ 252K

## Choke Coils SL Series

### Electrical Characteristics ( SL0808TW TYPE )

Part No.	Inductors (μH)	Tolerance (%)	DC Resistance (Ω) Max.	IDC (A) (Max) 10% Drop ΔT=40°C	Test Frequency
SL0808TW-222K	2200	10%	6.4	0.17	1 KHZ/ 252K
SL0808TW-332K	3300	10%	8.5	0.14	1 KHZ/ 252K
SL0808TW-472K	4700	10%	12.2	0.15	1 KHZ/ 252K

### Electrical Characteristics ( SL1112TW TYPE )

Part No.	Inductors (μH)	Tolerance (%)	DC Resistance (Ω) Max.	IDC (A) (Max) 10% Drop ΔT=40°C	Test Frequency
SL1112TW-1R0M	1.0	20%	0.058	14	1 KHZ/ 7.96M
SL1112TW-2R2M	2.2	20%	0.073	10	1 KHZ/ 7.96M
SL1112TW-3R3M	3.3	20%	0.01	8.8	1 KHZ/ 7.96M
SL1112TW-4R7M	4.7	20%	0.015	7.2	1 KHZ/ 7.96M
SL1112TW-6R8M	6.8	20%	0.016	6.1	1 KHZ/ 7.96M
SL1112TW-100K	10	10%	0.025	5.0	1 KHZ/ 2.52M
SL1112TW-150K	15	10%	0.029	4.2	1 KHZ/ 2.52M
SL1112TW-220K	22	10%	0.040	3.4	1 KHZ/ 2.52M
SL1112TW-330K	33	10%	0.062	2.8	1 KHZ/ 2.52M
SL1112TW-470K	47	10%	0.075	2.3	1 KHZ/ 2.52M
SL1112TW-680K	68	10%	0.13	1.9	1 KHZ/ 2.52M
SL1112TW-101K	100	10%	0.16	1.6	1 KHZ/ 796K
SL1112TW-151K	150	10%	0.26	1.3	1 KHZ/ 796K
SL1112TW-221K	220	10%	0.33	1.1	1 KHZ/ 796K
SL1112TW-331K	330	10%	0.52	0.88	1 KHZ/ 796K
SL1112TW-471K	470	10%	0.66	0.75	1 KHZ/ 796K
SL1112TW-681K	680	10%	1.1	0.61	1 KHZ/ 796K
SL1112TW-102K	1000	10%	1.4	0.51	1 KHZ/ 252K
SL1112TW-152K	1500	10%	2.4	0.43	1 KHZ/ 252K
SL1112TW-222K	2200	10%	3.2	0.35	1 KHZ/ 252K
SL1112TW-332K	3300	10%	4.9	0.28	1 KHZ/ 252K
SL1112TW-472J	4700	5%	7.6	0.24	1 KHZ/ 252K
SL1112TW-682J	6800	5%	9.8	0.20	1 KHZ/ 252K
SL1112TW-103J	10000	5%	18	0.17	1 KHZ/ 79.6K
SL1112TW-153J	15000	5%	24	0.13	1 KHZ/ 79.6K

## Choke Coils SL Series

### Electrical Characteristics (SL1315TW TYPE)

Part No.	Inductors ( $\mu$ H)	Tolerance (%)	DC Resistance ( $\Omega$ ) Max.	IDC (A) (Max) 10% Drop $\Delta T=40^{\circ}C$	Test Frequency
SL1315TW-100K	10	10%	0.023	12.000	1 KHZ/ 2.52M
SL1315TW-150K	15	10%	0.028	9.500	1 KHZ/ 2.52M
SL1315TW-220K	22	10%	0.035	8.200	1 KHZ/ 2.52M
SL1315TW-330K	33	10%	0.043	6.800	1 KHZ/ 2.52M
SL1315TW-470K	47	10%	0.052	5.700	1 KHZ/ 2.52M
SL1315TW-680K	68	10%	0.068	4.800	1 KHZ/ 2.52M
SL1315TW-101K	100	10%	0.097	3.900	1 KHZ/ 796K
SL1315TW-151K	150	10%	0.14	3.200	1 KHZ/ 796K
SL1315TW-221K	220	10%	0.20	2.700	1 KHZ/ 796K
SL1315TW-331K	330	10%	0.30	2.100	1 KHZ/ 796K
SL1315TW-471K	470	10%	0.43	1.800	1 KHZ/ 796K
SL1315TW-681K	680	10%	0.61	1.500	1 KHZ/ 796K
SL1315TW-102K	1000	10%	1.0	1.200	1 KHZ/ 252K
SL1315TW-152K	1500	10%	1.3	1.000	1 KHZ/ 252K
SL1315TW-222K	2200	10%	2.0	0.830	1 KHZ/ 252K
SL1315TW-332K	3300	10%	3.1	0.690	1 KHZ/ 252K
SL1315TW-472J	4700	5%	4.4	0.580	1 KHZ/ 252K
SL1315TW-682J	6800	5%	6.5	0.460	1 KHZ/ 252K
SL1315TW-103J	10000	5%	10	0.400	1 KHZ/ 79.6K